

Leafy Greens

You will need:

Printout

Scissors

Gluestick

Instructions:

Cut out the leaves along dotted line

Cut out the branch along dotted line, including the split at the top of the branch

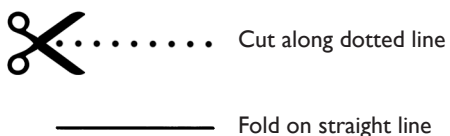
Fold the leaves along the straight fold line to form a crease

Fold the wing along straight fold line


Glue the leaves to the branch


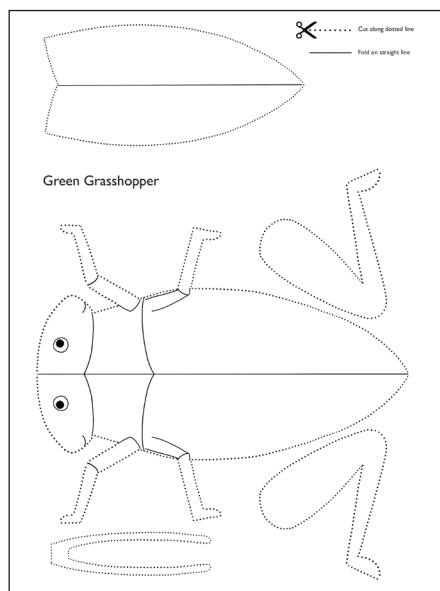
Roll one stem of at the top of the branch forward

Roll one stem of at the top of the branch backwards



Leafy Greens





Green Grasshopper

You will need:

Printout

Scissors

Gluestick

Instructions:

Cut out the Grasshopper body along dotted line

Cut out the wing, two legs and antennae along dotted line

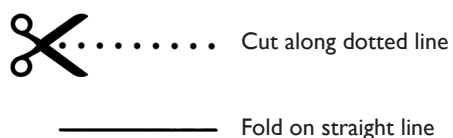
Fold the body along straight fold line

Fold the wing along straight fold line

Glue the antennae inside the top of the head

Glue the wing to the body along the fold

Glue the back legs - one on each side

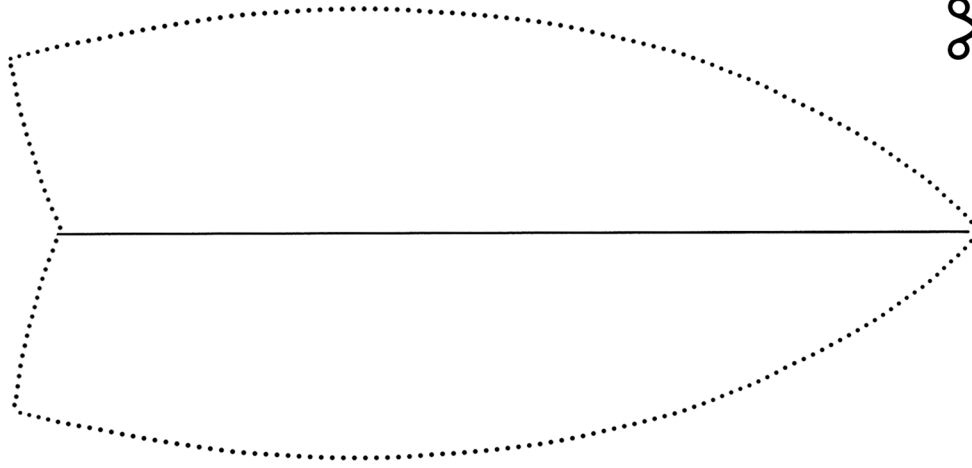




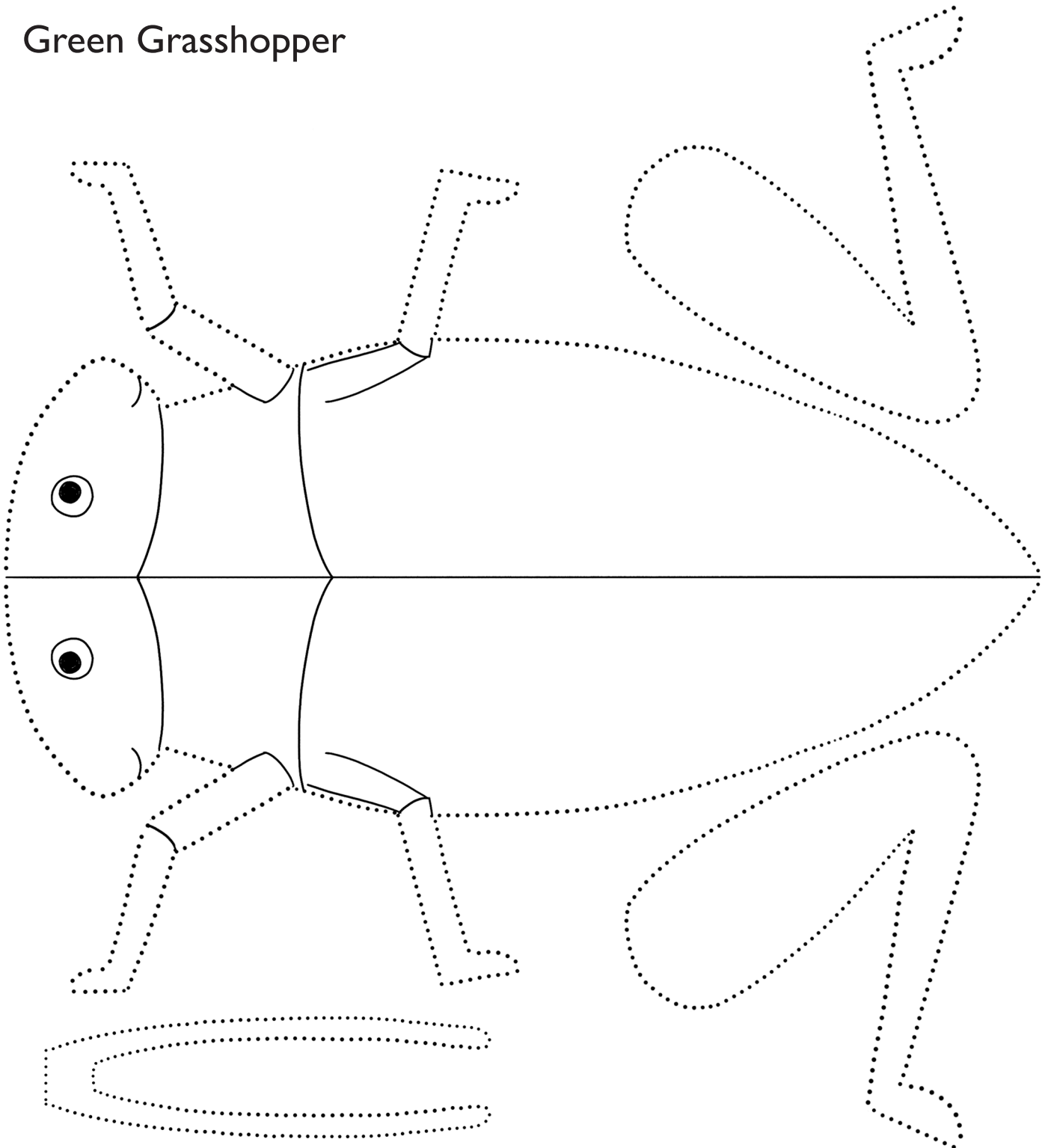
..... Cut along dotted line





————— Fold on straight line



Green Grasshopper





Green Frog

You will need:

Printout
Scissors
Gluestick

Instructions:

Cut out the Frog along dotted line

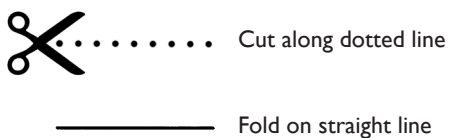
Remember to cut the two slits where the stand will go

Cut out the stand along dotted line


Fold the Frog feet along straight fold line

Thread the stand through the two slit from the back

Now stand your Frog up!



Green Frog



..... Cut along dotted line



— Fold on straight line